



OTES Mission

To provide meaningful and engaging work in the pursuit of profound learning.

OTES Vision

To be the world-class learning organization focused on continuous quality growth for all.

OTES Strategic Target Areas:

Student Learning

Safe and Healthy Environment

Fiscal Responsibility

Strategic Plan and Stakeholder Review

2014-15

OTES establishes five year goals to support the district's mission and vision and to guide its work in three strategic target areas. The current Strategic Plan extends through spring 2016.

Goal status is continually monitored and updated with each release of new information.



2011-2016 WWS Strategic Plan

Student Learning

By 2016,

- WWS Graduation Rates will have continually exceeded 90%.
- 97% of WWS students will pass the English 10 End of Course Assessment (ECA) as required by the state.
- 97% of WWS students will pass the Algebra 1 End of Course Assessment (ECA) as required by the state.
- 58% of WWS Graduates will graduate with an Honors Diploma.
- 52% of WWS Graduates will have scored 3 or above on one or more Advanced Placement Exams.
- WWS students in grade levels three through eight will continually meet or exceed 90% ISTEP+ passing rates for combined English/Language Arts and Math (ELS/Math).
- WWS students in grades two through seven will sustain a national ranking of 90th percentile or greater in NWEA Gains for reading, math, and language.
- WWS students in grades two through seven will sustain a 90th percentile or greater ranking in NWEA Status as national comparisons for reading, math, and language.

Safe and Healthy Environment

Continuously over five years,

- Each building will achieve an exemplary rating during 100% of its safety preparedness exercises.
- 90% of students, staff, parents, and community members will report an overall satisfaction level of satisfied or highly satisfied with Westfield Washington Schools.
- WWS students will sustain a 97% or greater attendance rate each trimester.

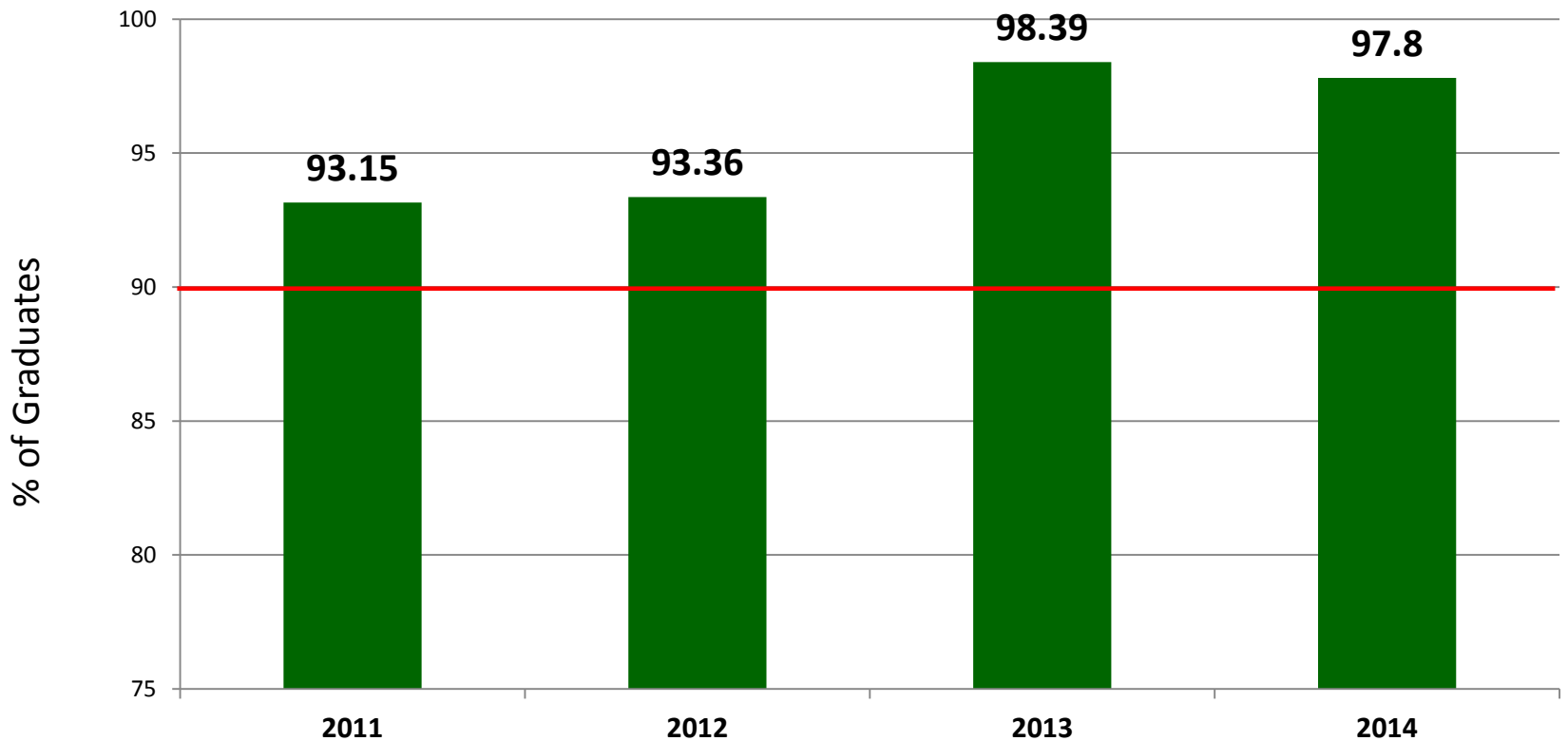
Fiscal Responsibility

- Westfield Washington Schools will achieve 8% year-end cash balances in all funds.
- Total expenditures per student in non-instructional funds will not increase by more than 1% per year. Available expenditures will be directed to the General Fund to meet instructional needs.



“a shared district goal”

By 2016, WWS Graduation Rates will have continually exceeded 90%.

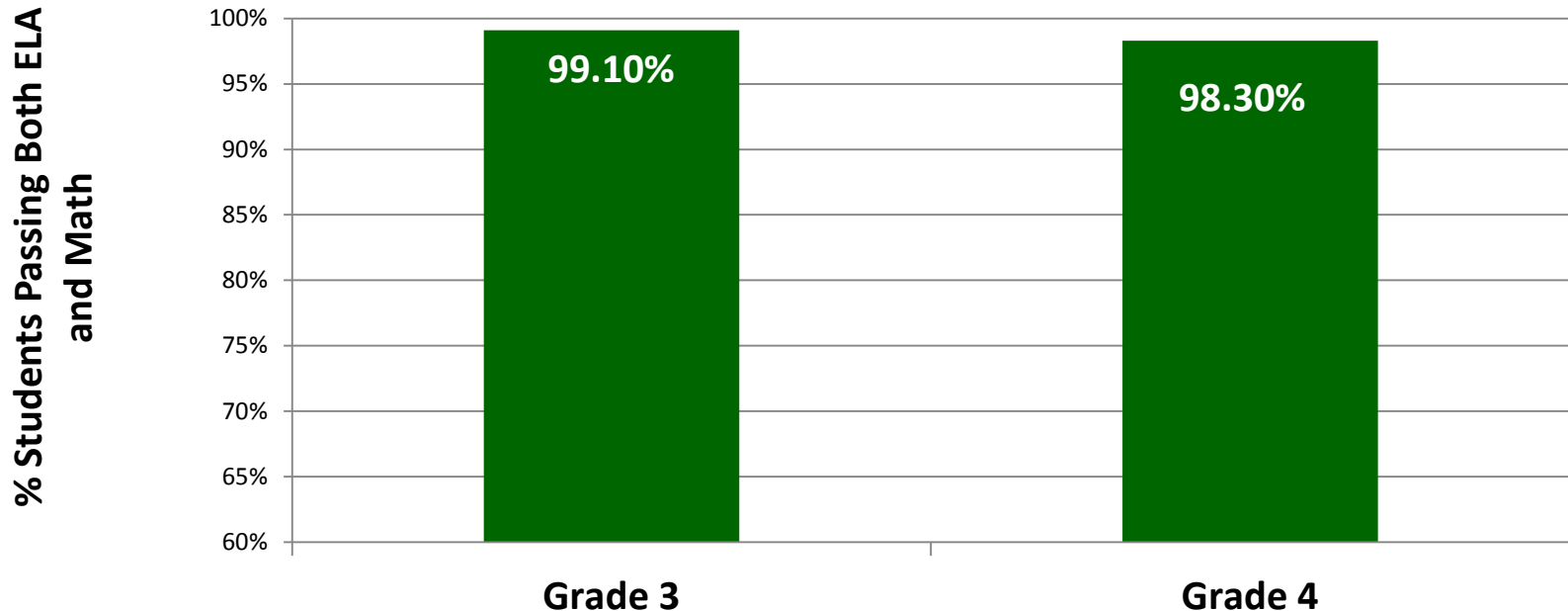


Indiana defines graduation rate as the % of a cohort of students identified in the 9th grade year who earn a diploma within 4 years.

**The Indiana Department of Education monitors cohort graduation rates delaying release of final graduation rates until the following year. 2014 rates were released in March, 2015.*

Stakeholder Review

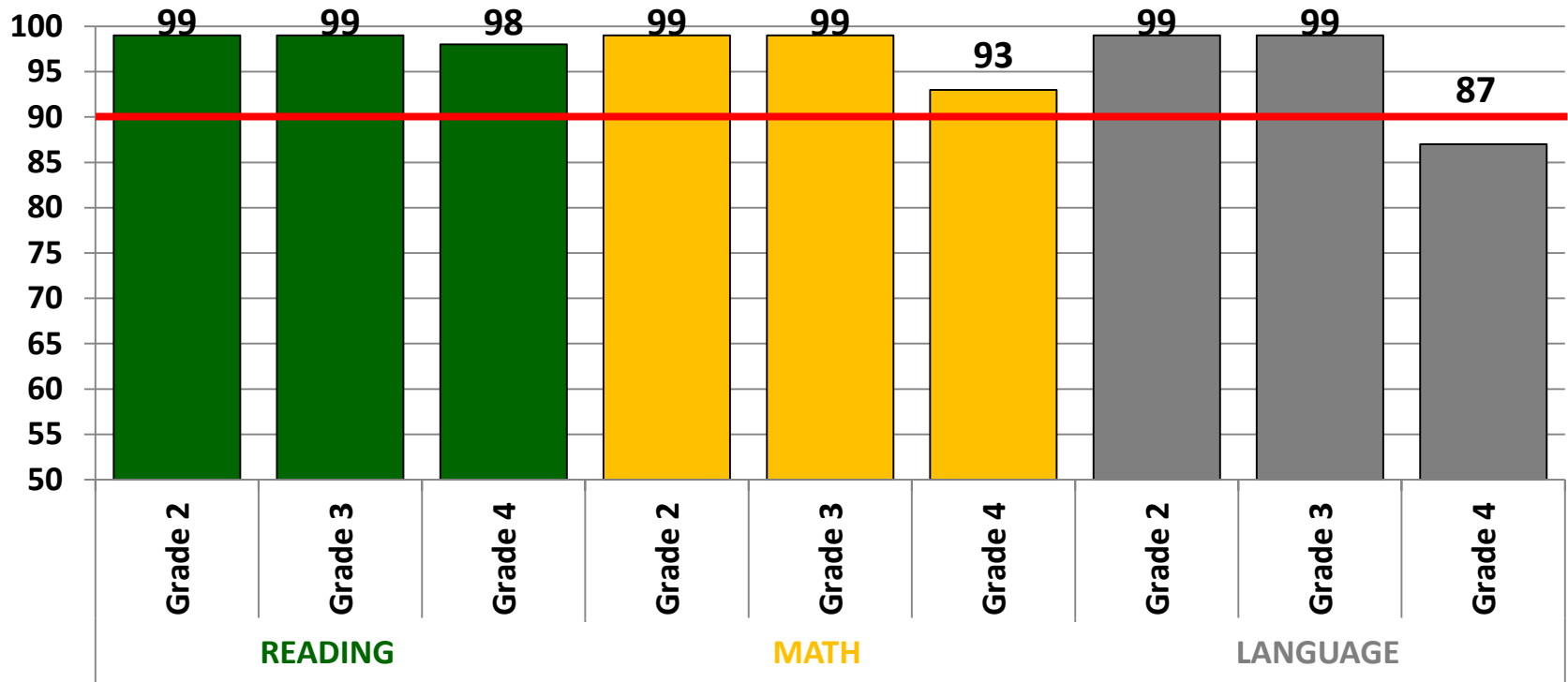
By 2016, OTES students will continually meet or exceed 90% ISTEP+ passing rates for combined English/Language Arts and Math (ELA/MATH).



Results are from the spring 2014 test session and will be updated with each release from the Indiana Department of Education.

Stakeholder Review

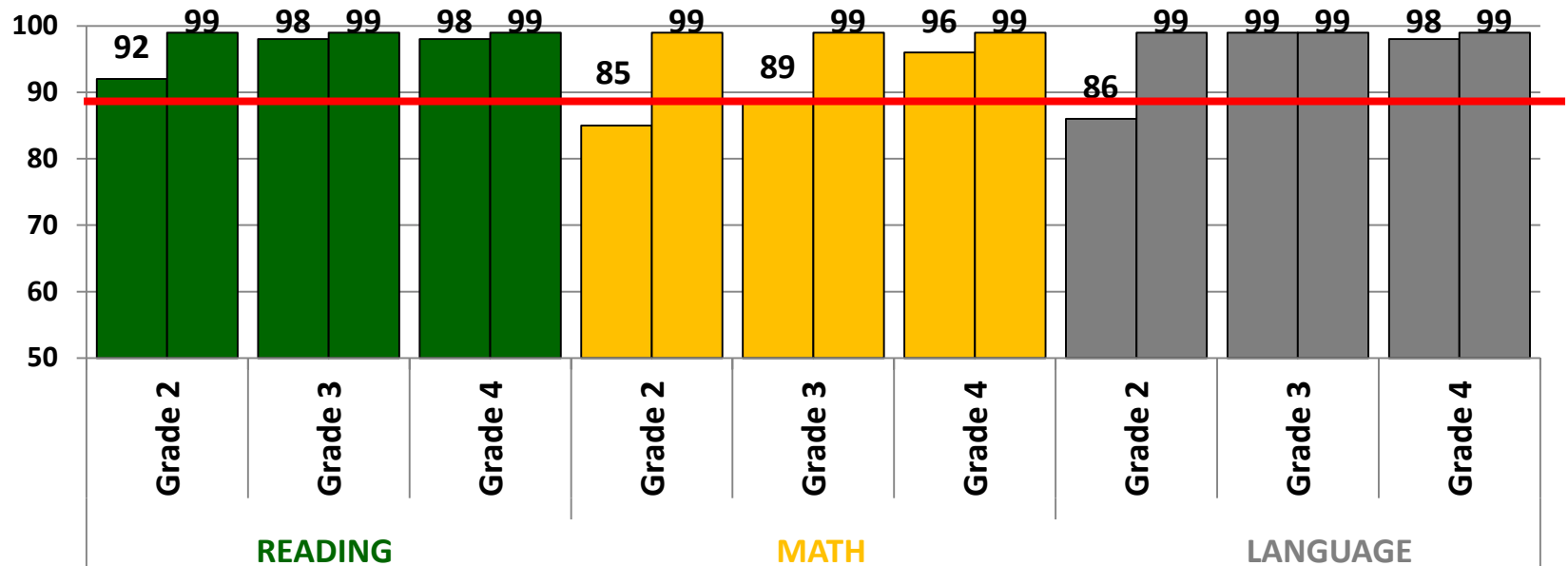
By 2016, OTES students grades 2 through 4 will sustain a national ranking of 90th percentile or greater in NWEA Gains (Growth) for reading, math, and language.



NOTE: The graph above depicts performance of our students at the end of the 2011-2012 school year. The NWEA assessment has been redesigned to align with the newly released Indiana College Career Ready (ICCR) standards and norm tables are not yet available showing comparisons based upon the new assessment. WWS is monitoring GAINS at the building level by RIT trends through the transition.

Stakeholder Review

By 2016, OTES students grades 2 through 4 rank at the 90th percentile nationally in performance as measured by NWEA Status Norms.



Each grade level shows status in fall and in spring of that school year.

NOTE: The graph above depicts performance of our students at the end of the 2011-2012 school year. The NWEA assessment has been redesigned to align with the newly released Indiana College Career Ready (ICCR) standards and norm tables are not yet available showing comparisons based upon the new assessment. WWS is monitoring STATUS at the building level by RIT trends through the transition.

Stakeholder Review

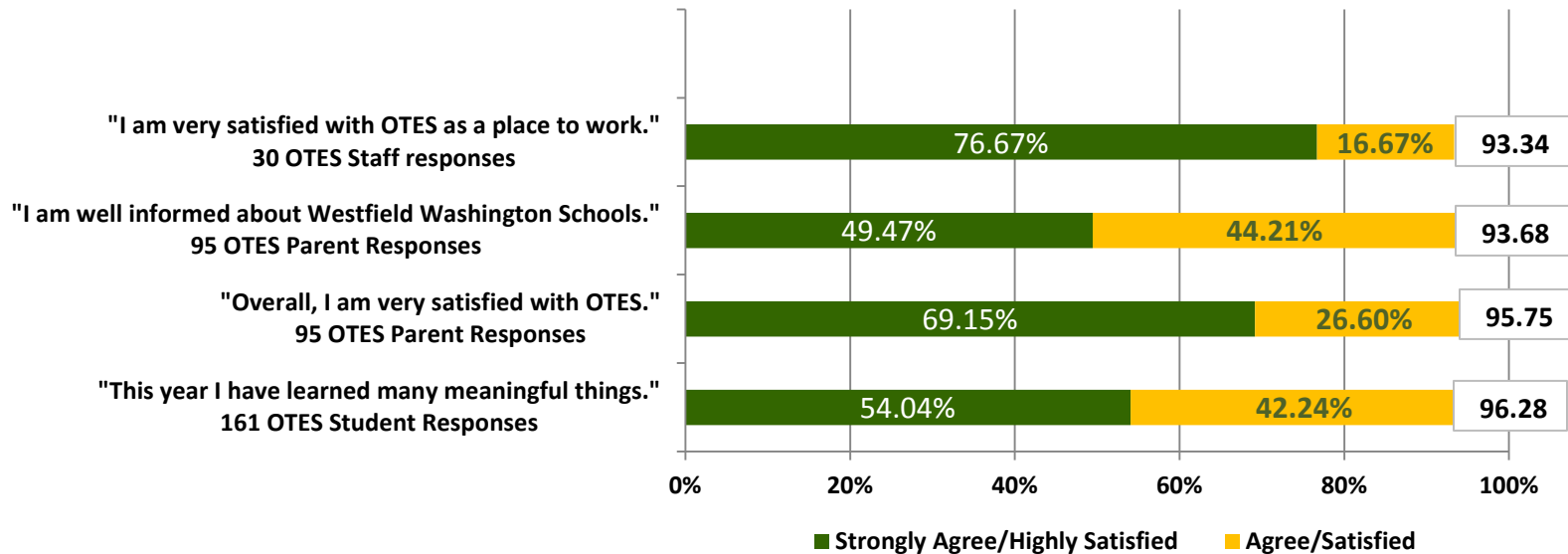
Each building will achieve an exemplary rating during 100% of its safety preparedness exercises.



Student safety is dependent upon preparedness. OTES is committed to frequent practice and continuous improvement in responding to drills which intentionally introduce unexpected challenges that simulate those likely to occur in the event of real emergencies. Results are through February 27, 2015.

Stakeholder Review

90% of students, staff, and parents will continuously report an overall satisfaction level of satisfied or highly satisfied with Oak Trace Elementary School.



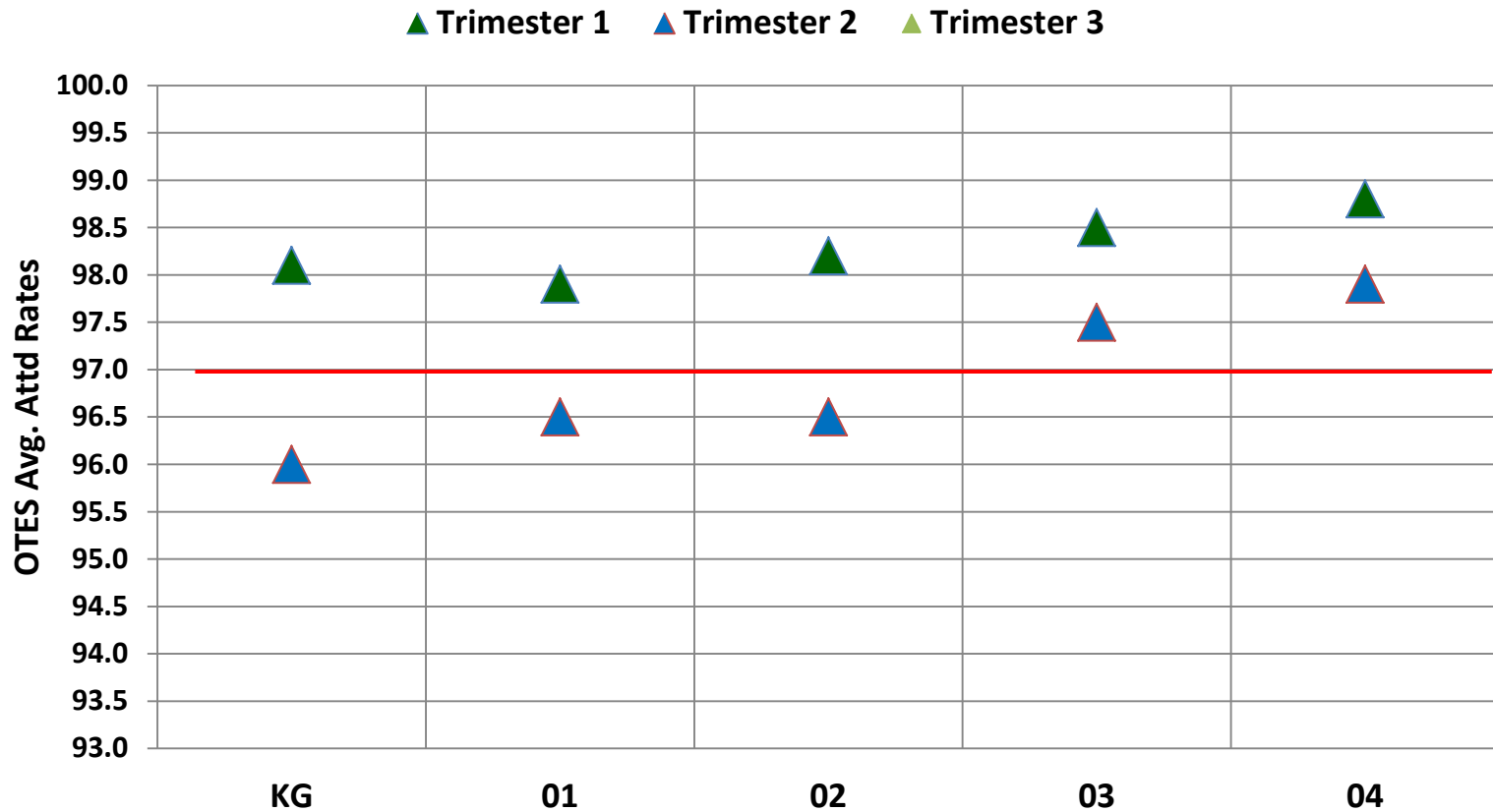
Results are compiled and reported at the end of each school year.

Results above are most current data through December, 2014.

Parent and student surveys are annual, and workplace surveys are biennial.

Stakeholder Review

OTES students will sustain a 97% or greater attendance rate each trimester.

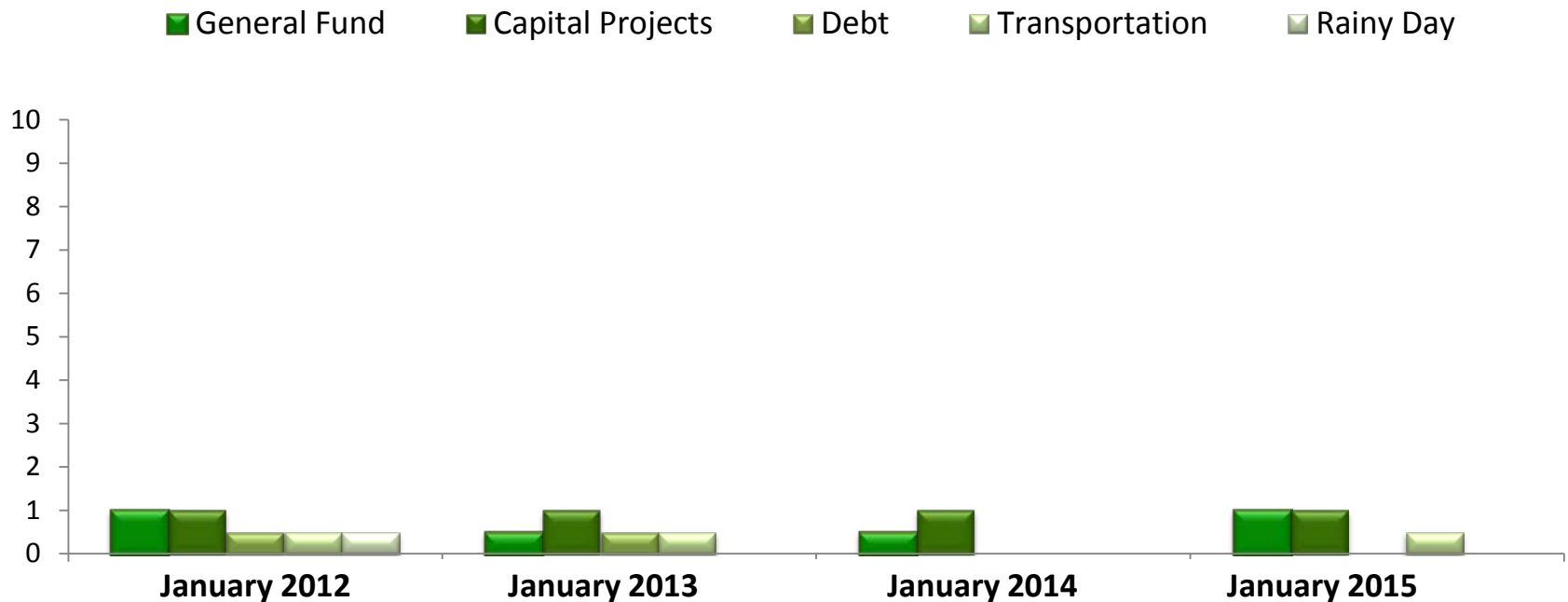


Results are compiled and reported at the end of each trimester. Results above are through February 27, 2015.



“a shared district goal”

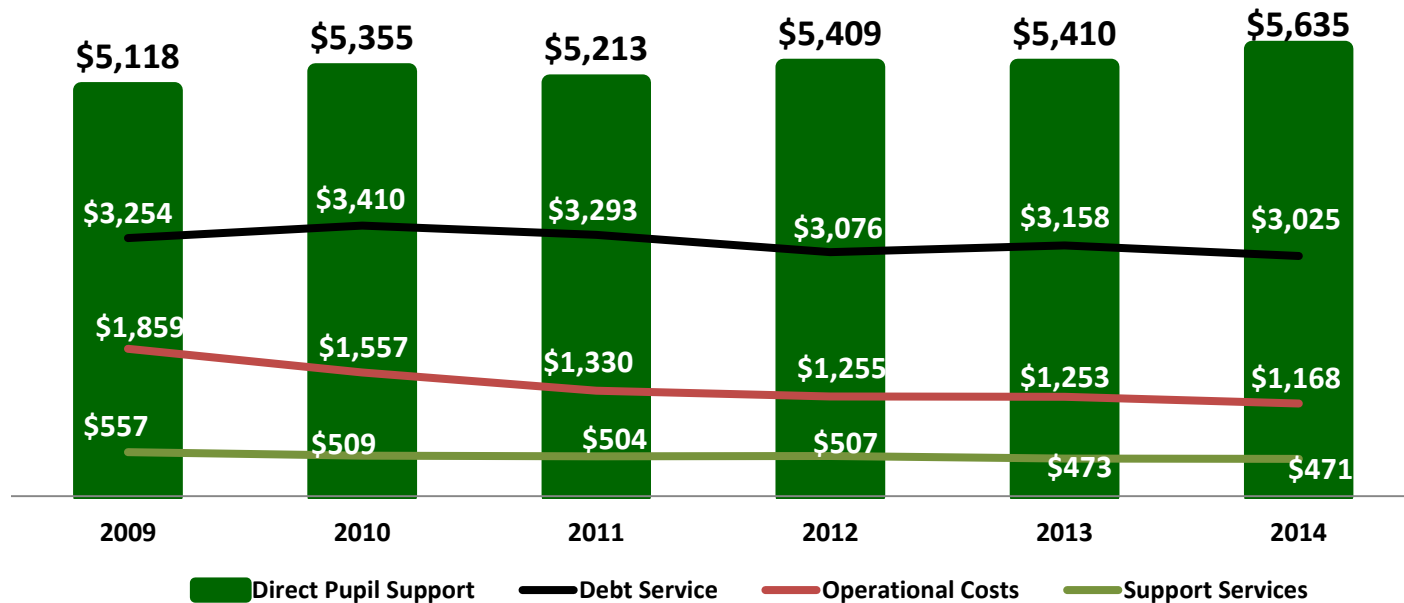
Westfield Washington Schools will achieve 8% year-end cash balances in all funds.



Cash balances have been depleted due to tax caps and decreased assessed value. Reduction of expenses to match decreased revenue is being addressed through cost containment processes and as a collaborative effort of the administration and staff assuring minimal impact on student learning. The goal for 2014 is to balance expenditures to current revenue and begin restoration of cash balances in all funds.

“a shared district goal”

Total expenditures per student in non-instructional funds will not increase by more than 1% per year. Available expenditures will be directed to the General Fund to meet instructional needs.



Direct pupil support includes those costs most directly connected to the student: instructional materials, staffing, etc.

WWS non-instructional funds are divided into three sub-categories:

1. debt service is the retirement of construction costs,
2. operational costs include maintenance of facilities and transportation, and
3. support services include staff and materials needed for supporting the business side of the organization.

Public review of this goal is part of the January Board meeting.